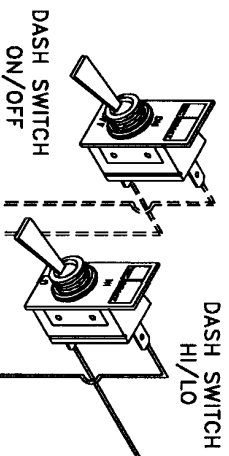
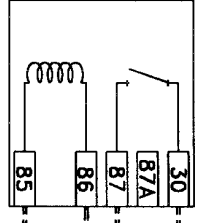


EXISTING V-MAC WIRE



+12 Vdc



BOSCH MODULE

BOSCH MODULE

GREEN

GRAY

B

GRAY

GRAY

GRAY

GRAY

GRAY

GRAY

GRAY

GRAY

GRAY

GRAY

GRAY

GRAY

GRAY

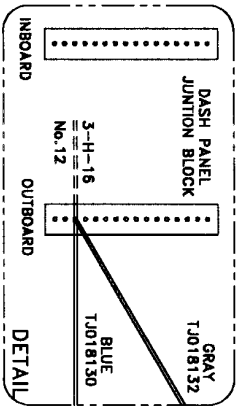
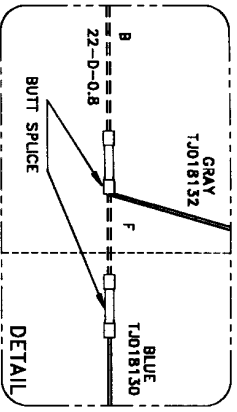
GRAY

GRAY

GRAY

GRAY

GRAY



LOCATION	WIRE CODE		
	CH	RW/RD/RB	MH
A	22-A-0.8	3-A-16	15-A-1.0
B	22-D-0.8	3-H-16	15-H-1.0
C	22-B-0.8	3-C-16	15-E-1.0
D	22-A-0.8	3-A-16	15-A-1.0
E	22-A-1.0	3-A-14	15-A-1.0
F	22-D-0.8	3-H-16	15-H-1.0
G	22-B-0.8	3-C-16	15-E-1.0
H	22-C-0.8	3-D-16	15-G-1.0
I	22-B-0.8	3-C-18	15-E-1.0

WIRING DIAGRAM FOR V-MAC E7 ENGINES

VMAC880.DWG

ENGINE COMPARTMENT

Bulletin No. TB990148 08/15/97

